



The Millennium Development Goals in The State of Qatar

2008



H.H. Sheikh Hamad bin Khalifa Al Thani,

The Emir of the State of Qatar



His Highness Sheikh Tamim Bin Hamad Al Thani

Heir Apparent



The Millennium Development Goals in the State of Qatar

Statistics Authority
2008

Contents

Preface	1
Introduction	3
First Goal: Eradicate Extreme Poverty and Hunger	5
Second Goal: Achieve Universal Primary Education	9
Third Goal: Promote Gender Equality and Empower Women	13
Fourth: Reduce Child Mortality	17
Fifth: Improve Maternal Health	21
Sixth: Combat HIV/AIDS, Malaria and Other Diseases	25
Seventh Goal: Ensure Environmental Sustainability	29
Eight Goal: Develop a Global Partnership for Development	35

The 2nd National Report on the Millennium Development Goals, prepared by Qatar Statistics Authority, in accordance with the new revised framework of the Millennium Development Goals prepared by the UN Statistics Department in December 2007, demonstrates the volume of what has been achieved as regards various aspects of development in the State of Qatar. The achievements reflect the growing attention paid by the country's wise leadership to various aspects of development as well as coordinated partnership of development efforts by the three sectors in society, namely the public sector, private sector and civil society. The report also outlines those aspects that need further efforts needed to attain the Millennium Development Goals by the deadlines set for them.

The Statistics Authority hopes that this report will be a guide and source serving decision makers as well as policy makers and planners of various aspects of development when they define the measures required to promote aspects of strength in development domains as well as address weaknesses, with a view to promoting the State of Qatar's status at international and regional levels.

Hamad bin Jabor bin Jassim Al Thani

Acting Chairman of the Statistics Authority



The Millennium Development Goals in the State of Qatar

Statistics Authority
2008

Preface

The Development Goals listed in the UN Millennium Declaration in September 2000 reflected determination by political leaders in various countries of the world to rid humankind from the poverty and hunger problem and making the right to development a fact that aims at incessant improvement of all people's and individuals' welfare on the basis of their active participation in development and fair distribution of its fruits.

The Millennium Development Goals also reflect humankind's aspirations for a better life through a selected set of goals defined in clear figures and explicit time references. For the period 1990-2015, countries have agreed to halve the proportion of people who suffer from poverty and hunger, achieve universal primary education, promote gender equality, reduce by two-thirds the under-five mortality rate, reduce, by three-quarters, the maternal mortality ratio, combat HIV/AIDS, malaria, TB and other contagious diseases, ensure environmental sustainability, and develop a global partnership for development.

The Millennium Development Goals are now considered a guide for international and regional organizations involved in the developmental field. The goals have been accepted as a framework to measure progress of the development process. The following:

- Eradicate Extreme Poverty and Hunger
- Achieve Universal Primary Education
- Promote Gender Equality and Empower Women
- Reduce Child Mortality
- Improve Maternal Health
- Combat HIV/AIDS, Malaria and Other Diseases
- Ensure Environmental Sustainability
- Develop a Global Partnership for Development

The Millennium Development Goals in the State of Qatar Report consist of eight chapters each of which separately covers one of the eight goals and explains the achievements made by the State of Qatar as well as the challenges it is facing in its efforts to achieve the eight goals in addition to the positive factors that represent a conducive environment to attain these goals.

The Millennium Development Goals in the State of Qatar

Statistics Authority
2008

Introduction

At the UN Millennium Summit in September 2000, 189 Member States pledged to seek to build a world where priorities are to achieve sustainable development and elimination of poverty. 147 Heads of States signed the Millennium Declaration after all UNGA Member States had approved it. The Declaration adopted the New Millennium Development Goals, which were the outcome of conferences convened by the United Nations in the final decade of the last century: The Environment and Development Conference (Rio de Janeiro, 1992), Population and Development Conference (Cairo, 1994) Fourth World Conference on Women (Beijing, 1995) and Social Development Summit (Copenhagen, 1995).

The Millennium Development Goals focus on the international community's efforts to achieve major measurable improvements in people's life by 2015. For each Goal, targets and indicators to measure the results were set not only at the developing countries' level but also at the level of rich countries which assist financing development programs and plans as well as at the level of multilateral organizations which assist countries to implement such programs and plans.

Average Monthly Expenditure of the Qatari Household and Individual, 2001 and 2007


Average Expenditure	2006 / 2007		2000 / 2001	
	Family	Individual	Family	Individual
Average Monthly Expenditure on All Goods and Services	21851	3582	14384	2124
Average Monthly Expenditure on Foods and Drinks	2689	441	2602	323

Source : Planning Council, Household Expenditure Survey by Sample, 2001 - 2007

The above table shows that the average monthly expenditure of the household and individual rose between 2000/2001 and 2006/ 2007. The average expenditure by the household and individual on food and drinks fell noticeably, which indicates rising living standards. According to the Angel Law, the more family welfare is, the less the household's expenditure on food and drinks and the more the household spends on other services.

Indicator: The poorest 20% of the population in terms of consumption (equality of income distribution):

Description	2007
Proportion obtained by the Poorest 10% of the Population	1.3
Proportion obtained by the Poorest 20% of the Population	3.9
Proportion obtained by the Richest 10% of the Population	35.9
Proportion obtained by the Richest 20% of the Population	52.0



Source : Planning Council, Household Expenditure Survey by Sample, 2001 - 2007

First Millennium Goal

Eradicate Extreme Poverty and Hunger



Target: 1-A

Halve, between 1990 and 2015, the proportion of people whose income is less than one dollar a day

Though poverty is a human phenomenon present almost in any human society, this phenomenon, thanks God, hardly exists in Qatar, because the State carries out various development programs and projects that ensure full employment. All citizens have high incomes that guarantee for them decent living. In addition, the State provides monthly social assistance to certain groups in society such as widows, divorcees, families in need, persons with special needs, orphans, the disabled, the elderly, prisoners' families, and families with missing supporters and others.

Poverty is defined as lack of sufficient income and absence of opportunities for education, food, health care and employment. Hence, the average income of the family and individual is an important criterion for defining the nature of poverty.

Indicator: Ratio of those with an income of less than one dollar per day according to purchasing power rates:

The ratio of those with an income of less than one dollar per day is zero. The Household Expenditure and Income Survey by Sample 2006L2007 shows that the average individual's expenditure in Qatar is US\$ 33 a day.

In brief, Qatar has achieved the target by providing adequate job opportunities for all categories in society as a result of adoption of serious programs and policies related to the labor market.

Target 1-C

Halve, between 1990 and 2015, the proportion of people who suffer from hunger

Underweight Children indicator

This indicator measures the extent of malnutrition among children, which affects growth of the child's knowledge as well as his health in the future. The proportion of under 5 children suffering from underweight is 12.6% according to the World Health Survey for 2006.

Qatar has, thus, achieved the first Goal by eradicating extreme poverty and hunger a long time ago and this Goal represents no challenge for Qatar.

One of the most important measurements of homogeneity of expenditure is the share of the poorest 20% of the population of the total consumption.

The measurement of the ratio obtained by the richest 20% of the population to that obtained by the poorest 20% shows the extent of fairness of income distribution. Data of the Household Expenditure and Income by Sample for 2006/2007 shows that the proportion was =6.4%. The Gini co-efficient of equality of income distribution recorded 0.411.

Target: 1-B:

Achieve full and productive employment and decent work for all, including women and youths

Indicator: Workforce to Population Ration

1997-2007 witnessed growth of the workforce in proportion to the total population in Qatar from 54.67% in 1997 to 71.38% in 2007. The reasons for such rise is the development and construction progress in Qatar, which has required recruitment of more immigrant workers.

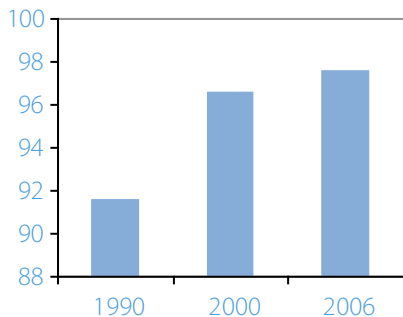
Ratio: Ratio of the Employed with an Income of One Dollar Per Day

Qatar is classified as a high-income country and, hence, the ratio of those and who employed with a daily income of one dollar is zero.

Indicator: Ratio of the Self-employed and Family-employed to the Total Workforce

The ratio of the self-employed and family-employed to the total workforce in Qatar rose from 0.71% in 1997 to 0.15% in 2007.

Net Enrolment in Primary Education Indicator 1996-2006



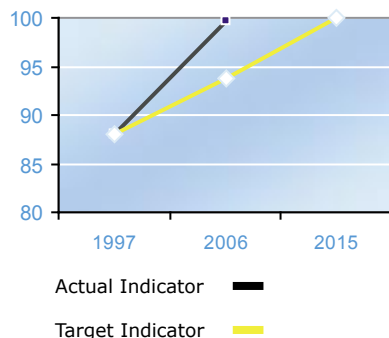
Year	Indicator
1990	91.6
1995	88.5
2000	96.9
2005	69.0
2006	97.6

Source : Ministry of Education, Annual Statistic, Various Issues

It is worth stating that achieving a 100% enrollment in primary education remains theoretical, because there are some under-six children. Thus, attainment of this indicator does not constitute a challenge for Qatar.

Indicator: Proportion of Pupils Starting Grade 1 and Reaching Grade 5:

This indicator shows the educational system's ability to retain pupils enrolled in primary schools. Its importance lies in reflecting the status of drop-outs from primary education. Data related to this indicator shows that in 1997, the proportion of pupils staying at school was 88.0% rising to 99.7% in 2006 as a result of the efforts exerted to develop and improve education quality leading to lower drop-out rates. It can be said that the State of Qatar was able to achieve this indicator ten years before the date set for it.



Second Millennium Goal

Achieve Universal Primary Education



Target:

Ensure that, by 2015, children everywhere, boys and girls alike, will be able to complete a full course of primary schooling

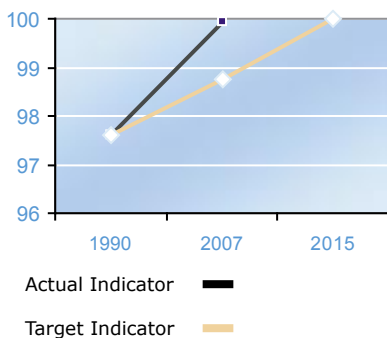
Despite the short period since the inception of educational revival in Qatar, successes in the past few years are unique. They include the Law of Compulsory Education of 2001 as well as creation of the Supreme Education Council in 2002, which launched the ambitious initiative to develop general education in 2003 known as Education for a New Era, which aims at developing education through incorporation of school curricula to become compatible with international requirements of education and set up independent schools that promote mechanisms of students' creativity and critical thinking. Three indicators have been selected to reflect the progress attained to achieve the objective of enabling children to complete primary education by 2015.

Indicator: Net Enrolment in Primary Education

The Net Enrollment in Primary Education Indicator is one of those indicators that reflect care for promoting primary education. Data shows that the indicator rose to 97.6% in 2006 compared with 91.6% in 1999. It is observed that the gender gap is very narrow.

Indicator: Literacy Ratio for Persons Aged 15-24

The educational policy in the State of Qatar has worked out a national strategy to combat illiteracy, especially among the youth. Statistics show that this policy has directly contributed to achieving this high indicator, which reached 96.5% among 15-24 year old persons in 1990 and rose to 99.1% in 2007. Thus, this indicator does not constitute a challenge for Qatar.



Years	Literacy Rate
1990	96.5
1995	97.3
2000	98.0
2005	98.9
2006	99.0
2007	99.1

Source : Ministry of Education, Annual Statistic, Various Issues
(the indicator has been, calculated by the working team)

The State of Qatar believes in the interrelationship between education and development, that females' education is the basis for empowering them and improving their economic and social conditions, that an educated woman is capable of taking part in the labor market and production. As regards to the family, an educated woman is able to raise a close-knit family helping her children to carry on education and providing health care for them. Education also facilitates entering the labor market and involvement in production helping to eradicate unemployment and poverty.

Literacy Ratio of Females to Males (15-24 Age Group)

Years	Indicator
1990	96.5
1995	97.6
2000	98.5
2005	99.2
2006	99.3
2007	99.9

Source : Ministry of Education,
Annual Statistic, Various Issues
(the indicator has been,
calculated by the working team)

Qatar has been able to achieve the target of gender parity in all general education levels. Although the gap is in favor of girls in university education, the State of Qatar has not been satisfied with this status and has set up the Supreme Education Council commissioned with upgrading educational quality and standards at various levels through independent schools for which financial and technical support has been provided.

Third Millennium Goal

Promote Gender Equality and Empower Women



Target:

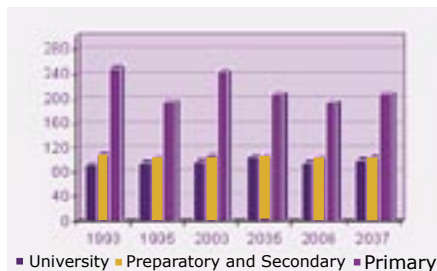
Eliminate gender disparity in primary and secondary education preferably by 2005, and at all levels by 2015

Since its independence, the State of Qatar has made remarkable efforts to modernize education, in general, and education of women, in particular. Large financial resources have been allocated in the public budget. As a result, the gender disparity gap has been narrowing in various educational levels. Adequate conditions have been provided to enable women to enter the labor market and take part in production.

Indicator: Girls to Boys Ratio in Primary, Secondary and Higher Education:

Level	1990	1995	2000	2005	2006	2007
Primary	93.3	96.1	98.0	105.4	96.6	100.3
Preparatory and Secondary	107.9	102.9	107.1	105.4	102.8	104.6
University	250.2	196.1	245.7	209.4	194.4	209.3

Source : Ministry of Education, Annual Statistic, Various Issues (the indicator has been calculated by the working team)



Indicator: Seats Occupied by Women in National Councils:

The rate of seats occupied by women in the Central Municipal Council has been adopted as indicator. The rate rose from zero % in the 1999 elections to 3.4% in the 2003 and 2007 elections when a Qatari woman won a seat in the 29-seat council.

In brief, improvement of educational levels and promotion of gender equality in education has led to more opportunities for women to get productive jobs as well as enabling them to play an active role in decision making within the family or in the public life.

Indicator: Women's Share of Paid Jobs in the Non-agricultural Sector

Years	Indicator
1997	16.3
2004	17.8
2006	15.1
2007	12.6

Source : Statistics Authority, workforce survey by sample, Various Issues (the indicator has been, calculated by the working team)

The State of Qatar has also provided a conducive environment to encourage world-renowned universities to set up campus branches in Qatar as well as urge and support students to enroll in them. These campuses currently number ten. Moreover, Qatar University enjoys support by the State in its plan for the development of educational programs to meet requirements of development plans and programs in Qatar.

Statistical indicators and data show that women's participation in non-agricultural activities is still weak in comparison with the progress achieved in the different fields of education. Qatari women's share of paid jobs in the non-agricultural sector was 17.8% in 1997-2007.

Despite the low ratio of women in paid jobs in the non-agricultural sector, Qatari women have entered the investment sector. Qatari businesswomen currently account for more than 50% of the total investors and dealers in Qatari shares at the Doha Stock Exchange. Moreover, Qatari businesswomen own more than 1,500 companies engaged in industrial investment, banking, tourism and commerce, thus prompting change in traditional investment patterns by women in Qatar.

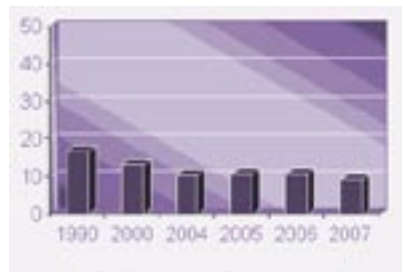
Indicator of the under-five mortality rate, 1990-2007

This is one of major indicators of the health status. It reflects the health system's efficiency with regard to provision of health care for newborn infants and children in their early growth stages as well as progress in preventive medicine.

Statistical data indicates decline of the under-five mortality rate by more than half in the past 17 years, from 16.6 per one thousand live births in 1990 to 9.1 per one thousand in 2007. This means that Qatar has become very close to achieving the child mortality rate by two thirds.

Years	Indicator
1990	16.6
2000	13.1
2004	10.39
2005	10.45
2006	10.69
2007	9.1

Source : Statistics Authority, Biostatistical Bulletin , Various Issues (the indicator has been, calculated by the working team)



Infant Mortality Rate Indicator

The Infant Mortality Rate Indicator is an important indicator not only for measuring the health status and medical services. It reflects the social, economic and developmental status in general. Hence measurement of a country's development is measured by the infant mortality rate in it.

Years	Under-five Mortality Rate	The Under-one and Newly-born Mortality Rate
1990	13.0	8.5
2000	11.73	5.3
2004	8.57	3.8
2005	8.21	3.3
2006	8.10	3.6
2007	7.6	3.7



Source : Statistics Authority, Biostatistical Bulletin , Various Issues (the indicator has been, calculated by the working team)

Fourth Millennium Goal

Reduce Child Mortality



Target:

Reduce by three quarters, between 1999 and 2015, the under-five mortality rate

Since its establishment, the State of Qatar has paid considerable attention to health care and building a society free from diseases. This was reflected in setting up modern hospitals and health centers all over the country and equipping them with sophisticated medical apparatuses because of Qatar's concern with citizen's safety. The State has allocated 9.6% of the 2008-2009 Budget to health and social services.

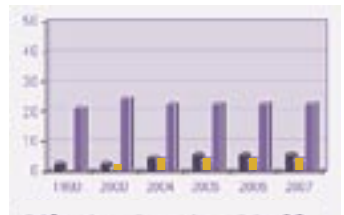
Within its health policy, the State has also been keen to provide competent physicians as well as care for children through allocating a maternity and child health care section in each medical center. Free medical treatment has been made available and in addition to government and private hospitals, the State has licensed private clinics that are currently found in most regions in the country.

Year	Public Hospitals	Private Hospitals	Medical Centers
1990	3	0	22
2000	3	1	25
2004	5	4	23
2005	6	4	23
2006	6	4	23
2007	6	4	23

Numbers of Public and Private Hospitals and Medical Centers, 1990-2007

Source : National Health Authority, Annual Health Report, Various Issues

Public Hospitals Private Hospitals Medical Centers



Data related to the indicator of the one year old infants inoculated against measles shows that Qatar has scored major success. The percentage rose from 79% in 1990 to 92% in 2007. Thus Qatar is now close to the 93% rate in developed countries.

It can be stated that Qatar' success in providing high coverage with inoculation against measles is indicator of its success to protect children against major contagious disease which harm the child's health and life. Qatar will also be able to reduce the infant mortality rate by two-thirds several years before the 2015 deadline.

Qatar has scored remarkable progress in reducing infant mortality rates. The under-one mortality rate dropped from 13 per 1,000 live births in 1999 to 7.46 per 1,000 live births in 2007.

The mortality rate of early newly-born infants dropped from 8.5 per one thousand in 1990 to 3.7 per one thousand in 2007. Such improvement is attributable to better maternity care services during pregnancy and expansion of maternity services as well as family planning services and their use for spacing pregnancy.

Indicator of One-year Old Infants Inoculated Against Measles

Inoculation against measles is a major health achievement, because this disease causes numerous health problems for children, including diarrhea and acute inflammation of the respiratory system.

Years	Indicator
1990	79
2000	91
2004	99
2005	100
2006	99
2007	92

Indicator of One-year Old Infants Inoculated Against Measles



Source : Statistics Authority, Biostatistical Bulletin , Various Issues (the indicator has been, calculated by the working team)

The Maternal Mortality Ratio during Pregnancy and Delivery shows fluctuation during 2004-2006, reaching 7.1% in 2006, due to the small number of births as a result of Qatar’s small population.

It can be stated that decrease of maternal mortality rates during pregnancy and delivery is attributable to several factors including women’s educational and nutritional levels as well as antenatal inoculations and delivery under supervision by qualified persons

Maternal Mortality Rate During Pregnancy, Delivery and Confinement, 1999-2006

Years	Indicator
1990	0.0
2000	0.0
2004	76
2005	224
2006	71



Source : Statistics Authority, Biostatistical Bulletin , Various Issues (the indicator has been, calculated by the working team)

Indicator of Delivery Under Specialized Medical Supervision

Statistics show that Qatar has achieved about 100% in this respect, which means that the goal of improving maternal health was reached in 1990 as a result of the competent professional supervision of deliveries provided in Qatar, which is a major factor of safe maternity.

Fifth Millennium Goal

Improve Maternal Health



Target 5-A:

Reduce by three quarters, between 1990 and 2015, the maternal mortality rate

The State of Qatar has paid remarkable attention to maternal health (reproductive health). A maternity hospital was set up at Hamad Medical Corporation in 1988 as well as maternity departments at Al Khor Hospital equipped with modern apparatuses to ensure health care for mothers. In addition, specialized units have been set up at medical centers all over the country to provide advanced health care services for mothers, babies and children at maternity clinics, care for pregnant women, inoculation clinics as well healthy women programs.

Indicators showing improved maternal health reflect the extent of the State's eagerness to provide basic health care, focusing on women's health, and alleviation of the effects of poverty on mothers and children.

Indicator of the Maternal Mortality Rate during Pregnancy, Delivery and Confinement

Health care during pregnancy is a major activity that raises the health of the mother, the embryo, and the newborn. Although pregnancy is a physiological process, complications may occur and these can be avoided or reduced through continuous health care for pregnant women.

Target 5-B

Achieve, by 2015, universal access to reproductive health

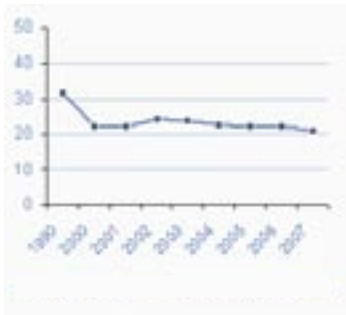
Contraceptives Use Indicator

The World Health Survey 2006 indicates that 20% of men use the male condome, which is much below the 75% rate in developed countries.

Birth among the 15-24 Age-group Youth Indicator

This rate dropped from 31.4% in 1990 to 21% in 2007. This is attributable to the delayed marriage age among young people as well rising educational level.

Birth among the 15-24 Age-group Youth Indicator, 1990-2007



Years	Indicator
1990	31.4
2000	22.1
2001	22.2
2002	23.9
2003	23.7
2004	22.6
2005	21.9
2006	22.0
2007	21.0

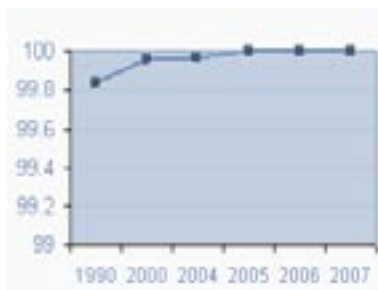
Source : Statistics Authority, Biostatistical Bulletin , Various Issues (the indicator has been, calculated by the working team)

Indicator of Postnatal Medical Care (one visit at least)

Health substitutions in Qatar provide full postnatal services such as intensive care for the newly-born, their examination for them and other services related to postnatal health care. Such services cover both female Qatari nationals and expatriates. Hence, the postnatal coverage rate of medical care is 100%.

Rate of Deliveries Under Medical Supervision, 1990-2007

Years	Indicator
1990	99.84
2000	99.96
2004	99.97
2005	100
2006	100
2007	100

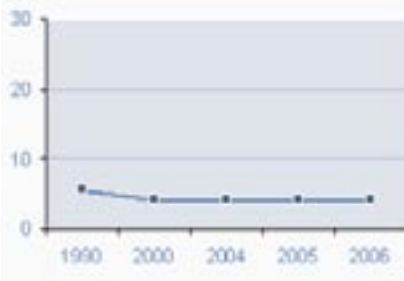


Source : Statistics Authority, Biostatistical Bulletin , Various Issues (the indicator has been, calculated by the working team)

Qatari Women's Total Fertility Indicator

The Qatari Women's Total Fertility Indicator during 1990-2007 gradually declined from 5.7 in 1990 to 4 in 2007. This can be attributed to the higher educational level attained by Qatari women and their entry into the labor market. It is also observed that the early marriage age for Qatari males dropped to 26.4 and for Qatari females to 23.6. This is attributable to Qatari girls' willingness to complete their university education and find a job before marriage.

Years	Indicator
1990	5.7
2000	4.2
2004	4.2
2005	4.2
2006	4.1
2007	4



Qatari
Women's
Fertility Rate,
1990-2007

Source : Statistics Authority, Biostatistical Bulletin , Various Issues (the indicator has been, calculated by the working team)

Target 6-B:

Achieve, by 2010, universal access to treatment for HIV/AIDS for all those who need it.

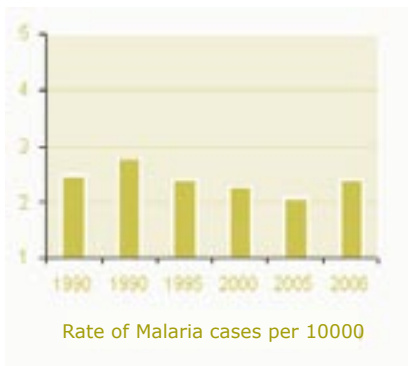
Indicator of those with Advanced HIV/AIDS with Access to Medications

Qatar provides all AIDS patients with the needed medications. Hence the rate of the population who have advanced AIDS with access to medications is 100%.

Target 6-C:

Have halted by 2015 and begun to reverse the incidence of malaria and other major diseases

Indicator of Malaria Incidence and Mortality



Indicator of the Rate of Malaria Incidence 1990-2006

Years	1990	1995	2000	2005	2006
Indicator	2.8	2.4	2.4	2.1	2.4

Source : National Health Authority, Annual Health Report, Various Issues

Sixth Millennium Goal

Combat HIV/AIDS, malaria, TB, and other diseases



Target 6-A:

Have halted by 2015 and begun to reverse the spread of HIV/AIDS

Qatar pays considerable attention to citizens' health due to its belief that the human being is the tool and objective of development and that a sound mind is in a sound body. To protect society from contagious diseases and prevent such diseases from spreading, awareness raising programs have been worked out, monitoring centers have been set up to control contagious diseases in Qatar. The National Committee to Combat AIDS has also been created.

The Medical Commission Department has been set up to examine immigrant workers to ensure they are free from contagious diseases so as to prevent spread of such diseases. In addition, free treatment is provided and control has been increased on blood transfusion and other procedures that help halt the spread of such diseases. Therefore, there were a few cases of AIDS, malaria and TB during 1990-2005.

Indicator of HIV Incidence in the 15-24 Age-group

Health statistics show that the indicator of HIV/AIDS incidence in the 15-24 Age-group in Qatar was zero in 2007.

The mortality rate because of TB during 2004-2007 is almost zero. There was one case only occurring in 2005.

Indicator of TB Cases Cured Under the Short-term Supervised Treatment System

The indicator on the effectiveness of the system for treatment of TB cases treated in Qatar shows that the rate of the cases cured under the Short-term Supervised System was 30.7% in 2006.

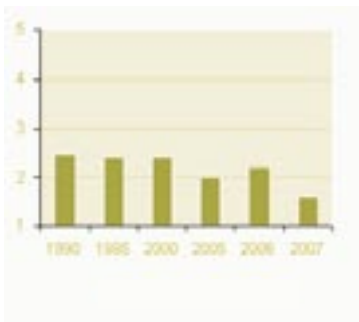
Statistics show that the ratio of malaria cases in Qatar dropped from 2,8 per 10,000 in 1990 to 2,4 in 2006 thanks to the remarkable efforts by the State to protect society against the spread of such contagious diseases through preventive measures and medical examination of immigrants arriving in Qatar to work, as well as inoculations and provision of medications needed for treatment.

There was one mortality case because of malaria during 2004-2007 and thus the mortality ratio of malaria per 10,000 of the population is almost zero.

TB Incidence Indicator:

The TB incidence ratio decreased from 2,5 per 10,000 in 1990 to 1.6 per 10,000 in 2007. The majority of such cases were among immigrants. Improvement of this indicator is due to the State's efforts to combat the spread of contagious diseases by blocking their infiltration into Qatar, early diagnosis of patients and provision of medications for treatment.

TB Incidence Ratio, 1990-2007




Years	Indicator
1990	2.5
1995	2.4
2000	2.6
2005	2.0
2006	2.2
2007	1.6

Source : National Health Authority,
Annual Health Report, Various Issues

Indicator of Consumption of Ozone-depleting Materials:

This indicator shows that there was increase in the consumption of ozone-depleting materials in Qatar during 2000-2005. It was noted that the consumption of chlorofluorocarbons rose from 179.30 tons in 2000 to 309.20 tons in 2005. This is attributable to the rising development rates. It is expected that the ozone-depleting materials will be ultimately halted before 2010. Countries have been given a specific period to realize this in accordance with Article Five of the Montreal Protocol on Ozone-depleting Materials.

Consumption of the Ozone-depleting Materials, 2000-2005 (tons of chlorofluorocarbons)



Years	Indicator
2000	179.30
2001	178.44
2002	180.70
2003	325.15
2004	294.37
2005	309.22

Source : Planning Council, Sustainable Development Indicators 2006

Indicator of the Ratio of the Population Who Use Solid Fuels:

The ratio of the population who use solid fuels is nil, because Qatar is an oil and gas producer in which non-solid fuel is made available to everyone at low prices. In addition, Qatar has a desert environment where there are no forests. Consequently, there is no use of solid fuel with its serious consequences on the environment.

Seventh Millennium Goal

Ensure Environmental Sustainability



Target 7-A:

Integrate the principles of sustainable development into country policies and programs; reverse loss of environmental resources.

During the past three decades, Qatar has witnessed remarkable environmental commitment reflected in the formulation of environmental strategies, working plans and policies related to environmental protection as well as ratification of international, Arab and regional agreements and enactment of numerous laws, statutes and regulations that support environmental policies and trends most important of which was the Law of Environmental Protection No. 30 of 2002.

The State of Qatar has also created an institutional framework for environmental affairs management represented by setting up in 2000 the Supreme Council for Environment and Natural Reserves, which has been commissioned to work out the general policies for environmental protection and implementation of sustainable development. The Environmental Public Prosecution was established in 2003 to investigate environmental offences and crimes, The Friends of the Environment Center was set up in 1992 to promote environmental awareness among citizens.

Indicator of Forest-covered Areas:

The ratio of the area covered by forests in Qatar is nil, because there are no forests in Qatar and the Qatari environment is of the desert type.

Indicator of Ratio of Creatures Threatened with Extinction:

This indicator is used to assess biological species, show change of biological diversity, evaluate procedures applied for its sustainability in Qatar. The biological diversity survey data indicate that the number of documented living flora and fauna species identified in Qatar was 1,900 including about 1,000 species on land and 900 in the sea, and that 87% of the land species are rare ones.

The total number of species threatened with extinction in Qatar is 20 of which there are five bird species or 1.9% of the 262 registered species, while 3 species of mammals and sea fish or 2.2% of the 139 species of fish and mammals identified in Qatar, Seven wild plant species are threatened with extinction or 1.87% of the 378 registered plant species. Five amphibious species are threatened with extinction.

Target 7-C:

Halve, by 2015, the proportion of people without sustainable access to safe drinking water and sanitation.

Indicator of the Ratio of the Population Who Have Steady Access to an Improved Source of Water, in Urban and Rural Areas:

Qatar has provided safe potable water through carrying out numerous projects aimed at providing water to the whole population. The ratio of people with access to safe potable water has reached 100% due to the urban characteristic of the Qatari society and its high welfare level.

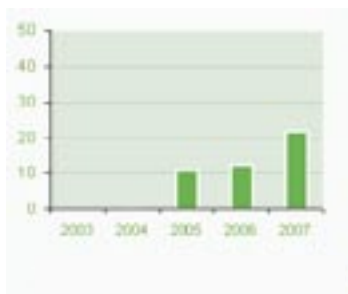
Target 7-B:

Reduce biodiversity loss, achieving, by 2010, a significant reduction in the rate of loss

Indicator of the Ratio of the Protected Area for Conserving Biological Diversity to the Total Area:

Qatar has set up protected areas to conserve natural wealth rising from 0.17% of the total area of Qatar in 2003 to 21.7% in 2007. Indeed, Qatar achieved in 2005 the rate of 10% of the total area of reserves, being the world standard.

Ratio of the Protected Area for Conserving Biological Diversity to the Total Area, 2003-2007



Years	Indicator
2003	0.17
2004	0.51
2005	11.12
2006	12.46
2007	21.72

Source : Supreme Council for the Environment and Natural Reserves

The high ratio of protected areas indicates the State of Qatar's commitment to preserve natural plant resources and organisms living in such areas, biological diversity on land, sea and coasts.

Target 7-D:

Achieve, by 2020, to have achieved a significant improvement lives of at least 100 million slum-dwellers.

Indicator of Living Families Who Can Own Safe Property:

The ratio of living families who can own appropriate housing is about 100%, because the State of Qatar has been carrying out a program of providing free housing for families with limited income. All employees with low and medium jobs benefit from this program. Housing is also allocated to poor families, widows, divorcees, the elderly, and the disabled. The State also provides senior government employees with land and loans to have their houses built. These programs have contributed to ensuring for Qatari citizens appropriate housing that fits the general living standards in the Qatari society.

It can be stated that this target constitutes no challenge for Qatar, which has adopted a housing policy ensuring sustainable and adequate housing for all social categories.

Indicator of the Ratio of the Urban and Rural Population Who Benefit from Improved Sewage Services:

The ratio of the population who benefit from improved sewage services means the percentage of the population whom health facilities are available. This indicator shows that 100% of the urban and rural population can benefit from improved sewage services thanks to the economic and social progress witnessed by Qatar accompanied by remarkable progress in connecting residential buildings to public water and electricity networks as well as health facilities.

This means that the target of reducing the ratio of the population who have no access to safe potable water and who benefit from improved sewage services does not constitute any challenge for Qatar.

enable the achievement of the Millennium Development Goals, as well as the Qatari Initiative to set up the South Development Fund to which the State of Qatar has donated US\$ 20m.

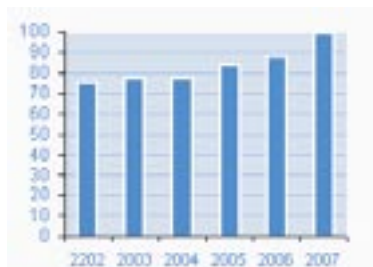
Qatar's hosting of the Conference on Monitoring Development Finance on 20 November-2 December 2008 will be an addition to the State of Qatar's concern with international trade issues and achievement of the Millennium Development Goals and promotion of developing countries' interests.

Indicator of the Degree of Trade Opening Up:

The Qatari indicator shows a rising trend of the opening up of trade degree at the start of New Millennium from 75.2% in 2002 to 96.7% in 2007. The reason was the State of Qatar's adoption of trade liberalization programs with a view to promoting integration into the world economy.

Qatar's opening up of trade is expected to continue at a high level, especially now that Qatar has joined the Greater Arab Free Trade Zone, which became effective in 2005 and the GCC Common Market, which was launched in January 2008. Qatar has also concluded numerous trade exchange agreements with various developed and developing countries and has also set up free zones.

Rate of the Degree of Trade Opening Up, 2002-2007 (%)



Source : Planning Council, Annual Statistical Abstract, Various Issues (the indicator has been, calculated by the working team)

Years	Indicator
2002	75.2
2003	76.9
2004	77.1
2005	83.4
2006	88.2
2007	99.4

Eighth Millennium Goal

Develop a global partnership for development



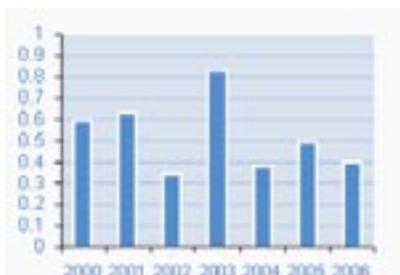
Target 8-A:

Develop further an open trading and financial system that is rule-based, predictable and non-discriminatory

Since its establishment and joining the United Nations in 1971, the State of Qatar has been contributing to the promotion of the international community's efforts to create a global partnership for development through its evolution of clear commercial and financial systems free from all forms of discrimination, as well as enactment of legislations and laws that regulate direct and indirect foreign investment and ensure guarantees for the investor. In addition, the State provides development assistance to developing countries, particularly poor ones suffering from economic constraints and political problems that impede their ability to achieve the Millennium Development Goals.

The State of Qatar has acceded to numerous international, Arab and regional agreements concerned with development and trade issues and has taken part in all international, regional and Arab gatherings, forums and conferences on promoting economic cooperation and aiming at raising growth and development rates in various countries in the world. Furthermore, the State of Qatar has hosted numerous international events in this respect most important of which was the 4th WTO Ministerial Meeting in 2001, 2nd 77 Group and China Summit in 2005, which issued the Doha Plan of Action stressing the need to develop a common strategy that creates appropriate national environments to

Years	Indicator
2000	0.59
2001	0.63
2002	0.34
2003	0.83
2004	0.38
2005	0.49
2006	0.52



Official Development Assistance As a Ratio of GDP, 2000-2006

Source : Planning Council, Sustainable Development Indicators in the State of Qatar 2006

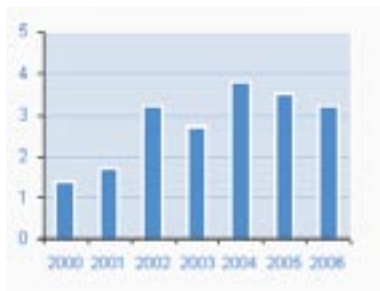
Since the 1970s', the State of Qatar has supported economic and social development efforts in various developing countries through providing development assistance characterized by being easier and less costly than commercial finance sources as well as its large geographical coverage of more than 70 countries in various continents of the world.

The ratio of official development assistance to GDP was 0.53% as an average in 2000-2006, i.e. more than two-folds of the ratio of assistance extended by developed countries, which was 0.26% during the same period.

In addition to the official assistance, numerous associations and non-governmental organizations extend various assistance to developing countries, especially poor ones, to assist them to alleviate poverty and hunger as well as ensure sources of income for the poor and improve health, education and housing services there.

In addition, Qatar contributes to the development of the global partnership for development through its recruitment of a large number of immigrant workers who take part in various development projects. These workers constitute a major financial source for countries that export them. Their cash remittances from Qatar rose from US\$ 5.5b in 2001 to US\$ 7.9b in 2005, forming 7.2% of Qatar's GDP.

Indicator: GDP Ratio of Direct Foreign Investment Flows:



Source : Arab Organization for investment Assurance, Annual Report, Various Issues

Years	Indicator
2000	1.4
2001	1.7
2002	3.2
2003	2.7
2004	3.8
2005	3.5
2006	3.2

Indicator:
GDP Ratio
of Direct
Foreign
Investment

Total foreign investment flows coming into Qatar in 2000-2006 witnessed remarkable and record increase from US\$ 252m in 2000 to US\$ 1786m in 2006 . As a result, the ratio of direct foreign investment to GDP rose from 1.4% in 2000 to 3.2% in 2006.

Increase of direct foreign investment coming into Qatar is attributable to several factors including flexibility of legislative frameworks related to direct foreign investment in Qatar, especially in the fields of financial services, real-estate and communications sectors, improved investment environment and rising economic growth to over 20% in the past two years, as well as rising oil prices attracting further investments to industries and services related to the hydrocarbon sector (oil and gas).

Target 8- B:

Address the special needs of the least developed countries

Indicator: Official Development Assistance as a Ratio of GDP:

Target 8 – D:

Cooperate with pharmaceutical companies to make available basic medications at low reasonable prices

Indicator: Ratio of the Population Able to Obtain Basic Medications at Reasonable Prices in a Sustainable Manner.


100% of the population can always have basic medications in Qatar thanks to the health care policy applied by the State, which provides medications at medical centers and hospitals free of charge to citizens and at low prices for expatriates.

Target 8-E

Disseminate the benefits of new technologies, especially information and communications technology.

Indicator: Number of Land Telephone Lines Per 100 People of the Population

Years	Indicator
2000	26
2004	25
2005	23
2006	22



Number of Land Telephone Lines per 100 People of the Population

Source : Planning Council, Annual Statistical Abstract, Various Issues (the indicator has been, calculated by the working team)

Target 8- C

Cooperate with developing countries to work out and implement strategies that provide adequate and productive jobs for youths.

Indicator: Unemployment Rates for 15-24 Year Old Persons:

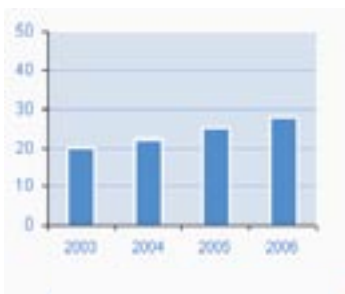
The importance of studying unemployment of youths is because the growth of GDP of any economy relies on youths' participation since they represent the productive category. Statistical data indicates that their unemployment rate in Qatar was 0.9% in 2006, but it rose for youths (15-24 year old persons) to 0.51% in 2007, while unemployment of youth accounted for 48.29% of the total number of the unemployed. It is also observed that unemployment rates for Qatari young women were higher than those for young men.

With regard to cooperation with developing countries to work out strategies that provide suitable jobs for youths, reference should be made in this respect to the Qatari initiative entitled "Your Link" (silatak), issued by an Emiri Decree which defined the following objectives of the initiative: to create job opportunities for youths through establishment of links with employers, to encourage youths to undertake their own projects, and actively promote scientific programs for youths, especially in the economic field. The State of Qatar has donated US\$ 100m to support this initiative aimed at strengthening youths' links with the labor market.

Numerous civil society organizations undertake support of youths to find opportunities for productive jobs ensuring for them a sustainable source of income. These organizations include the Social Development Institution, which offers, through the Center for Small and Medium Projects Development, numerous small and medium programs that assist Qatari youths to launch projects in various fields where there are a lot of job opportunities.

It is expected that the ratio of mobile telephones will rise to 100% in the next few years as a result of the various services offered by communications companies and their availability, continuous introduction of modern technologies and granting licenses to other companies into the Qatari communications market such as Vodafone.

Indicator: Number of Internet Users Per 100 People:



**Internet Users
Per 100 people, 2003-2006**

Year	Indicator
2003	20
2004	22
2005	25
2006	28

Source : Arab Organization for investment Assurance, Annual Report, Various Issues

This indicator measures the extent of the spread of the internet service needed for the flow of data, exchange of information, facilitation of communications and evolution of the information community. Available data on this indicator show that the ratio rose from 20 users per 100 people of the population in 2003 to 28 users in 2006, still higher than the world ratio (19), but it is lower than that of the European Union Member States (55).

The reason for this remarkable evolution of the use of the internet is attributable to the evolution of the communications infrastructure as well as the free climate in Qatar as regards freedom of communication through the internet.

Progress in the information technology and communications infrastructure in Qatar has qualified it to occupy the 32nd rank globally and the 2nd rank among Arab states in the Information Technology Report issued by the World Economic Forum in 2008.


This is an important indicator to define the degree of wireless and telecommunications in Qatar. The extent of the spread of telephone communications at the national level is a major factor of the infrastructure needed to encourage local and foreign investments.

Available data on this indicator shows decrease of the number of land telephone lines per 100 people of the population from 26 lines in 2000 to 22 lines in 2006. This decrease may be attributed to the wide spread of mobile telephones use as a result of its availability.

Although the Indicator of the Number of Land Telephone Lines in Qatar is higher than the world ratio, which is 18, and the ration for developing countries, which is 13, it is still a low ratio compared with that of developed countries, which is 44 land telephone lines per 100 people of the population.

Indicator of the Number of Mobile Telephones Per 100 People of the Population:

This indicator reflects progress and ease of the communication process. This indicator rose remarkably during the past few years from 19 lines per 100 people in 2000 to 88 in 2006, i.e. higher than the world ratio 41 and is close to that of developed countries 91 lines per 100 people of the population.



Source : Planning Council, Annual Statistical Abstract, Various Issues (the indicator has been, calculated by the working team)

Year	Indicator
2000	19
2001	28
2002	39
2003	53
2004	65
2005	80
2006	88

Land Telephone Lines per 100 People of the Population

Improvement of maternal health: Qatar has attained the objective of promoting women's reproductive health and safe maternity. The rate of deliveries under qualified health specialists was 100% in 2007.

Combating HIV/AIDS, malaria and other contagious diseases: Qatar has made remarkable progress to realize this objective, with incidence of TB, malaria and related fatalities reaching near zero. Medications are provided free for patients with AIDS by the State, which adopts policies that contain its incidence.

Ensuring environmental sustainability: Qatar has realized this objective in relation to securing safe water, sewage services for the whole population, protected reserves for biological diversity, and provision of appropriate housing for various living families. Remarkable efforts have been made by the State to reduce rates of Ozone-depleting gases (chlorofluorocarbons), which is a current challenge for Qatar.

Achievement of global partnership in development: The State of Qatar has taken part in a global development partnership as confirmed by raising the volume of development assistance provided by Qatar to developing countries, which exceeded 0.50% of the 2006 GDP. The Qatari economy's openness approached 100% and foreign direct investment flows have increased. Qatar has also made progress as regards dissemination of the benefits of modern technologies in the information and communications field and securing medications for all people at reasonable cost.

In general, it can be stated that the State of Qatar is following the right path towards realization of the Millennium Development Goals thanks to its adoption of policies and strategies based on clear priorities for economic and social development in harmony with the goals and targets set in the UN Millennium Declaration.

Summary

The State of Qatar has made remarkable progress towards realization of the Millennium Development Goals. Statistics indicate decline of infant mortality rates and rise of enrollment rates in various educational levels. The literacy rate among the youth rose to 99.1% in 2007, and the gender gap has disappeared in education. In addition, the whole population in Qatar gets potable drinking water, sewage services and adequate housing (100%).

The progress achieved towards attainment of the Millennium Development Goals in Qatar during 1990-2007 can be summed up as follows:

Elimination of abject poverty and hunger: This goal was attained by Qatar a long time ago. Hence, this target does not constitute a challenge for the State of Qatar, which has become a high income county with per capita expenditure of more than US \$ 33 per day.

Universal primary education: Qatar has become very close to realizing the goal of universal primary education with the rate of enrollment in primary education being 97.6% in 2006.

Promotion of gender equality and empowerment of women: Qatar has made considerable progress as regards achieving gender equality in various educational levels. However, women's participation in the labor market and politics still requires intensive efforts to bridge the gap between men and women.

Reduction of the under 5 mortality rate by two-thirds: Qatar is close to attaining this objective. The under 5 mortality rate was 9,1 per 1,000 births in 2007 compared with 16,6 per 1,000 in 1990.

Sources

- 1- Planning Council, Annual Statistical Abstract, various issues
- 2- Planning Council, General Population and Housing Census, 1997
- 3- Planning Council, General Population and Housing Census, 2004
- 4- Planning Council, Household Expenditure and Income Survey, 2001
- 5- Planning Council, Household Expenditure and Income Survey, 2007
- 6- Planning Council, Sustainable Development Indicators for the State of Qatar
- 7- National Health Authority, World Health Survey, 2006
- 8- Statistics Authority, Births and Deaths Bulletins, various issues
- 9- Ministry of Education, Annual Statistics Report for 2006 and 2007
- 10- Supreme Council for the Environment and Natural Reserves, First Human Resources Report: Environment, 2008
- 11- Arab Organization For Investment Assurance, Annual Report, Various Issues.